



# Demographics



Association Overview.....Pg 1

Membership Information & Demographics.....Pg 2

General NP Information & Demographics.....Pg 3

2016 National Conference Demographics.....Pg 7

2016 Specialty & Leadership Conference Demographics.....Pg 9

2017 Health Policy Conference Demographics.....Pg 11

AANP Contact Information.....Pg 13



# Association Overview



The mission of American Association of Nurse Practitioners (AANP), is to empower all nurse practitioners to advance quality health care through practice, education, advocacy, research and leadership.

AANP, the national organization representing the interest of more than 234,000 NPs around the country, advocates for the active role of NPs as providers of high-quality, cost-effective, comprehensive, patient-centered health care. NPs practice in nearly every health care setting including clinics, hospitals, Veterans Affairs and Indian Health Care facilities, emergency rooms, urgent care sites, private physician or NP practices (both managed and owned by NPs), nursing homes, schools, colleges, retail clinics, public health departments, nurse managed clinics, homeless clinics, and home health.

This brochure provides demographics on NPs as a profession as well as information on three conferences that provide opportunities for professional growth and practice, as well as a great way to network with AANP members with similar interest.



**National Conference:** Held annually in June, this conference continues to be the largest for NPs of all specialties, with annual attendance in the thousands. NPs have come to expect the best from AANP conferences, and this event includes internationally-known keynote speakers; leading experts in a variety of clinical specialties; and skill-enhancing, hands-on workshops. With a schedule that spans several days, NPs can earn continuing education (CE) credit by selecting sessions from a list of several hundred opportunities. In addition to learning the latest in evidence-based practice, attendees enjoy an unprecedented opportunity to connect with colleagues and health care leaders.

**Specialty & Leadership Conference:** The fall conference focuses on the business and leadership skills NPs need to succeed, in addition to a selection of specialty tracks that varies each year. Each session offers CE credit and a comprehensive review of evidence-based content that will enrich NP practice. While large enough to attract national experts, this event is ideal for NPs to connect with colleagues who share similar interests and to expand their professional networks. The next fall conference is planned to be hosted in 2019.

**Health Policy Conference:** Held annually in Washington D.C., this conference is attended by leaders of the NP community who return home with the skills and insights necessary to advocate on behalf of their profession and their patients. While conference attendees represent a wide variety of patient populations and practice settings, AANP also invites its leadership and State Representatives to attend this conference to learn about the current political environment from government and industry experts. This combination of leadership and depth of experience in patient care creates a robust level of engagement among conference attendees.

Health Policy Conference attendees are NPs who see patients every day. Their daily practice includes assessment; ordering, performing, supervising and interpreting diagnostic and laboratory tests; making diagnoses; initiating and managing treatment, including prescribing medication and non-pharmacologic treatments; coordinating care; counseling; and educating patients and their families and communities.

It is now more pressing than ever to have an understanding of how policy decisions made in D.C. impact patient care delivered in our local communities. With the knowledge gained at this conference, attendees return home with the most up-to-date understanding of the federal legislative and regulatory landscape. This conference empowers them to inform their colleagues of the most urgent issues of importance to patients and the profession. The AANP Health Policy Conference sells out and receives stellar reviews from attendees.



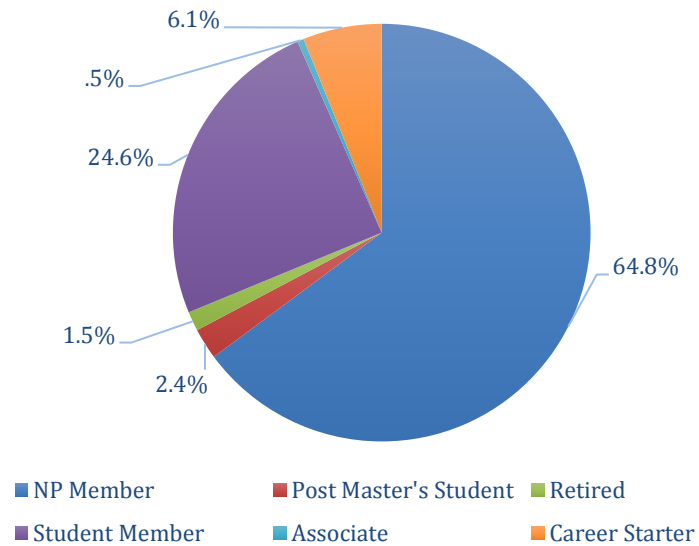
# Membership Information & Demographics



## AANP has more than 78,000 members

- In 2015:
  - 75.9% of AANP members indicated they attend CE or professional conferences and meetings to maintain clinical and pharmaceutical knowledge.
  - Had the following preferred CE activities:
    - In-person lectures: 64.8%
    - Printed material: 35.7%

## MEMBERSHIP TYPE





# Membership Information & Demographics



Specialty Certification Area	%
Oncology	2.4
Hospice & Palliative Care	0.3
Emergency	0.2
Diabetes Management – Advanced	0.2
Dermatology	0.1
Orthopedics	0.1

NR – Not Reported

Top 10 Therapeutic Areas Among Members Certification Area	%
Primary Care	18.8
Emergency	16.4
Cardiology	10.9
Health Promotion	10.3
Pain	9.8
End-of-Life Care	9.4
Respiratory	8.6
Orthopedics	8.2
Neurology	8.2
Gastroenterology	7.7

Note: 27,119 NP/Career Starter/Post Master's Students/Retired members left this field blank (51.9%)

Factors Deemed "Very Important" When Choosing to go to a Conference	%
Educational content	97.7
Location	80.5
Registration fee	70.2
Travel expense	67.8
Skills workshops	45.9
Keynote speakers	41.0
Networking/social opportunities	34.2

2015 AANP Membership Survey

Certification Area	%
Family*	70.7
Adult	22.3
Acute Care	11.8
Women's Health*	6.0
Pediatrics*	4.1
Psych/Mental Health*	2.9
Adult-Gerontology*	2.8
Gerontology	2.0
Neonatal*	0.4
School Health	0.1

\*These population foci are according to the Consensus Model. Does not add to 100% since NPs could multi-select: 8,535 NP/Career Starter/Post Master's Students/Retired members left this field blank (16.3%)

## Membership Satisfaction Word Cloud

"AANP keeps me up to date on current issues affecting NPs, politically, professionally, legally and otherwise."

**NP's Political Practice ISSUES**  
**NATIONAL CONFERENCE**  
**KEEPING Up to Date PRACTICE & LEGISLATIVE Keeps me Abreast**  
**Voice to NP Issues**  
**GOOD SUPPORT GOOD CONFERENCES**



# General NP Information & Demographics



## Demographics – Nurse Practitioners in the United States...

- More than 234,000 licensed NPs in the United States
  - Estimated 23,000 new NPs in the United States in the 2015-2016 academic year
  - NPs hold prescriptive privileges, including controlled substances in all 50 states and D.C.
- In 2016:
- 7.4% of NPs were on active duty (including those who were only on active duty for training in the Reserves or National Guard)
  - 88.8% of NPs worked as full-time or part-time staff or faculty
  - 60.7% (the majority) of NPs see three or more patients per hour)
  - 96.2% of NPs have graduate degrees
  - 4.8% of NPs were owners, partners or shareholders in their practice
  - Estimated 1.02 billion patient visits were to NPs
  - Malpractice rates remain low: only 1.9% of NPs have been named as primary defendant in a malpractice case

Certification Area	%
Family*	55.1
Adult	16.8
Acute Care	7.7
Pediatrics*	6.8
Women's Health*	5.8
Adult-Gerontology*	5.3
Psych/Mental Health*	4.6
Gerontology*	2.7
Neonatal*	1.7
School Health	0.1

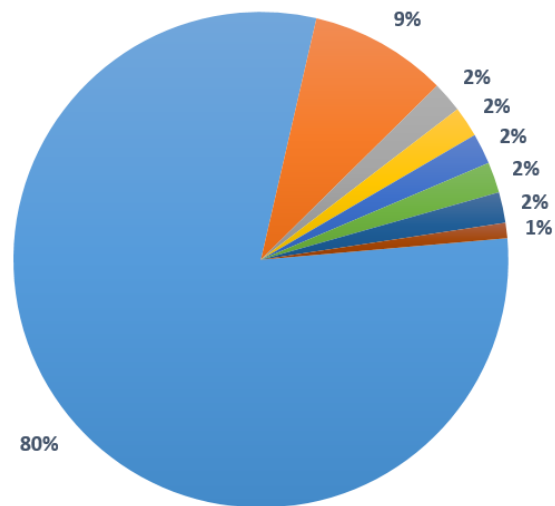
\*These population foci are according to the Consensus Model. Does not add to 100% since NPs could multi-select. 2016 AANP NP Sample Survey

Specialty Certification Area	%
Oncology	1.4
Hospice & Palliative Care	0.9
Emergency	0.6
Diabetes Management – Advanced	0.6
Dermatology	0.3
Orthopedics	0.2

\*2016 AANP NP Sample Survey

## EDUCATION LEVEL

- Nursing Master's
- DNP
- Non-Nursing Master's
- Nursing PhD
- Nursing Bachelor's
- Certificate
- Non-Nursing Doctorate
- Other





# General NP Information

## Demographics



Top 10 Main Practice Settings	%
<b>Hospital Based</b>	27.3
Hospital Outpatient Clinic	14.5
Hospital Inpatient	8.1
Emergency Room/Urgent Care	4.8
<b>Private Practice</b>	25.8
Private Group Practice	14.0
Private Physician Practice	8.5
Private NP Practice	3.3
<b>Community Health Center</b>	4.5
<b>Rural Health Clinic</b>	3.6
<b>Federally Qualified Health Center</b>	2.7
<b>VA Facility</b>	2.6

2016 AANP NP Sample Survey

Top 10 areas NPs are interested in learning about	%
Dermatology (includes rashes, acne)	58.9
Pharmacology	52.2
Obesity/Overweight/Physical Fitness	49.8
Adolescent health care (includes GYN/teen pregnancy)	47.8
Asthma/Allergies	46.5
Psychosocial/Behavioral health (includes all mental health disorders)	45.7
Orthopedic/Sports medicine	43.6
Endocrine/Metabolic (includes diabetes)	41.5
Ear, Nose & Throat (includes otitis media)	40.4
Nutrition (includes special diets, feeding problems)	37.1

2016 AANP NP Sample Survey

Specialty Certification Area	%
Oncology	1.4
Hospice & Palliative Care	0.9
Emergency	0.6
Diabetes Management - Advanced	0.6
Dermatology	0.3
Orthopedics	0.2

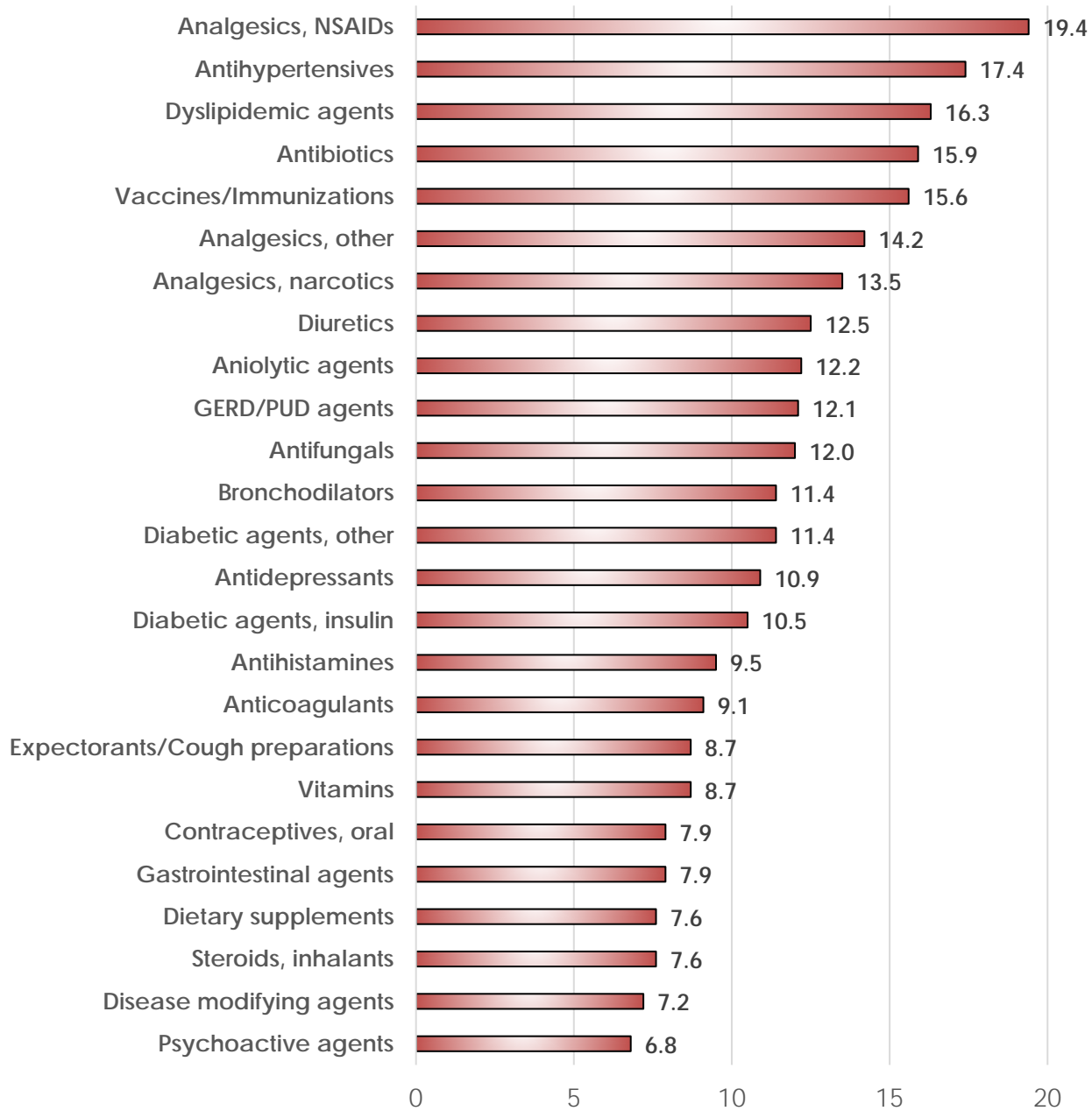
2016 AANP NP Sample Survey



# General NP Information & Demographics



## Top 25 drugs/agents prescribed regularly (>15 times per week)



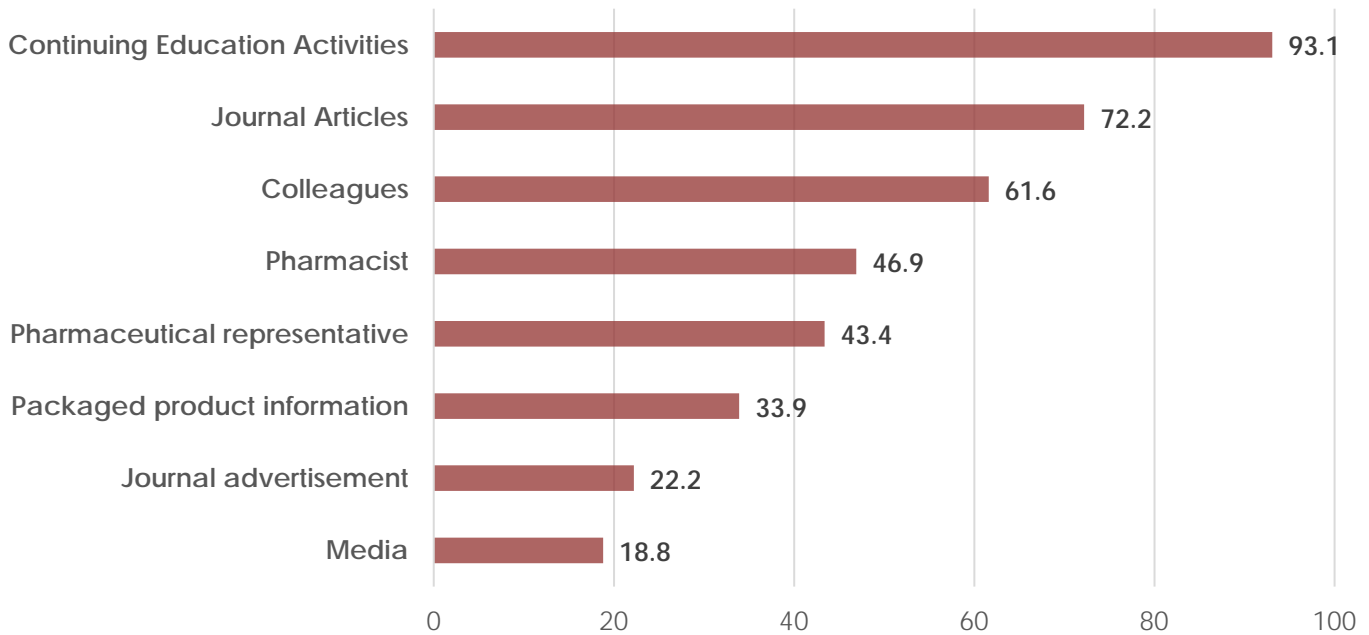
2016 AANP NP Sample Survey



# General NP Information & Demographics



## Obtained information regarding new drug therapies through...



### Top 25 Diagnoses/Problems Treated

Diagnosis/Problem	Percentage
UTI	70.4
Abdominal pain	68.4
Acute upper respiratory illness	66.4
GERD/Heartburn	65.3
Anxiety	65.0
Hypertension	64.8
Depression	63.3
Headache/Migraine	62.4
Back pain or neck pain	62.3
Anemia	62.0
Acute lower respiratory illness	61.4
Sinusitis	59.7
Asthma	58.9
Diabetes	57.2
Allergic respiratory illness	56.7
Dizziness/Vertigo	56.4
Dermatitis	56.3
Obesity	55.1
Otitis media	54.2
Hyperlipidemia	54.1
Insomnia	53.9
Sprains/Strains	53.9
Thyroid disease	53.7
Vaginitis	52.8
Acute Sprain/Strain	52.7

2016 AANP NP Sample Survey



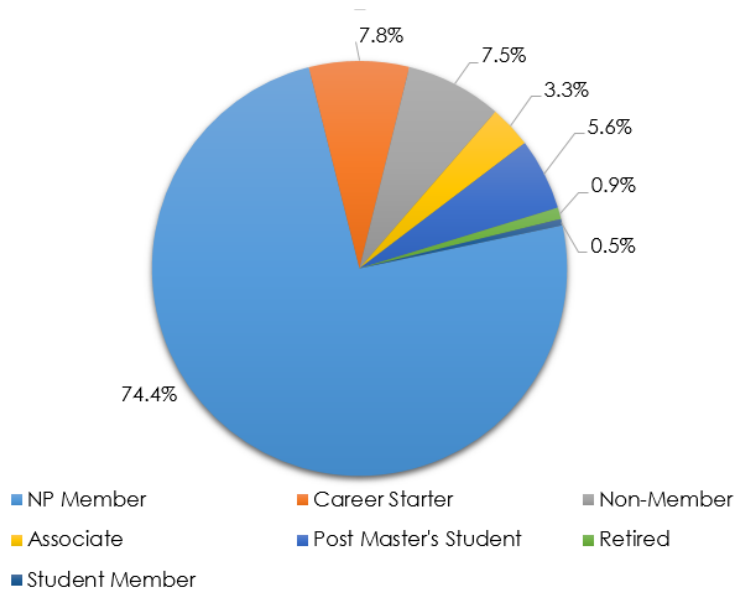


# AANP 2016 NATIONAL CONFERENCE Attendee Demographics

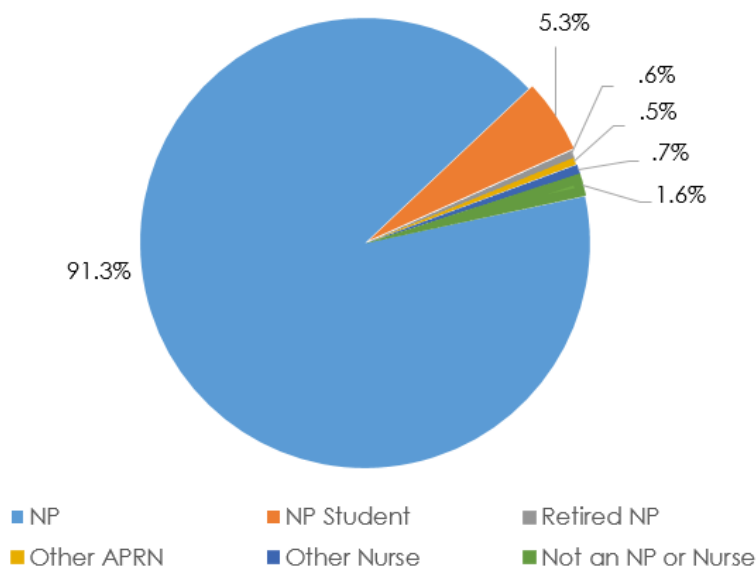


Total Attendees 4,691

## ATTENDEE TYPE



## PROFESSIONAL STAGE AND TYPE



Certification Area	%
Family*	72.5
Adult	19.6
Acute Care	16.5
Women's Health*	6.6
Pediatrics*	5.2
Adult-Gerontology*	2.7
Psych/Mental Health*	2.3
Gerontology*	2.2
Neonatal*	0.3
School Health	< 0.1

\*These population foci are according to the Consensus Model does not add to 100% since NPs could multi-select; 969 NPs left this field blank (20.7%).

Specialty Certification Area	%
Oncology	1.5
Hospice & Palliative Care	0.3
Emergency	0.3
Diabetes Management - Advanced	0.2
Dermatology	0.1
Orthopedics	NR

NR - Not Reported

Top 10 Therapeutic Areas Among Attendee	%
Primary Care	21.5
Emergency	16.9
Cardiology	12.6
Health Promotion	12.3
Endocrinology	10.8
Respiratory	10.4
Pain	9.8
Orthopedics	9.3
Neurology	8.5
Occupational	8.2

Note: 2,505 NPs left this field blank (53.4%)



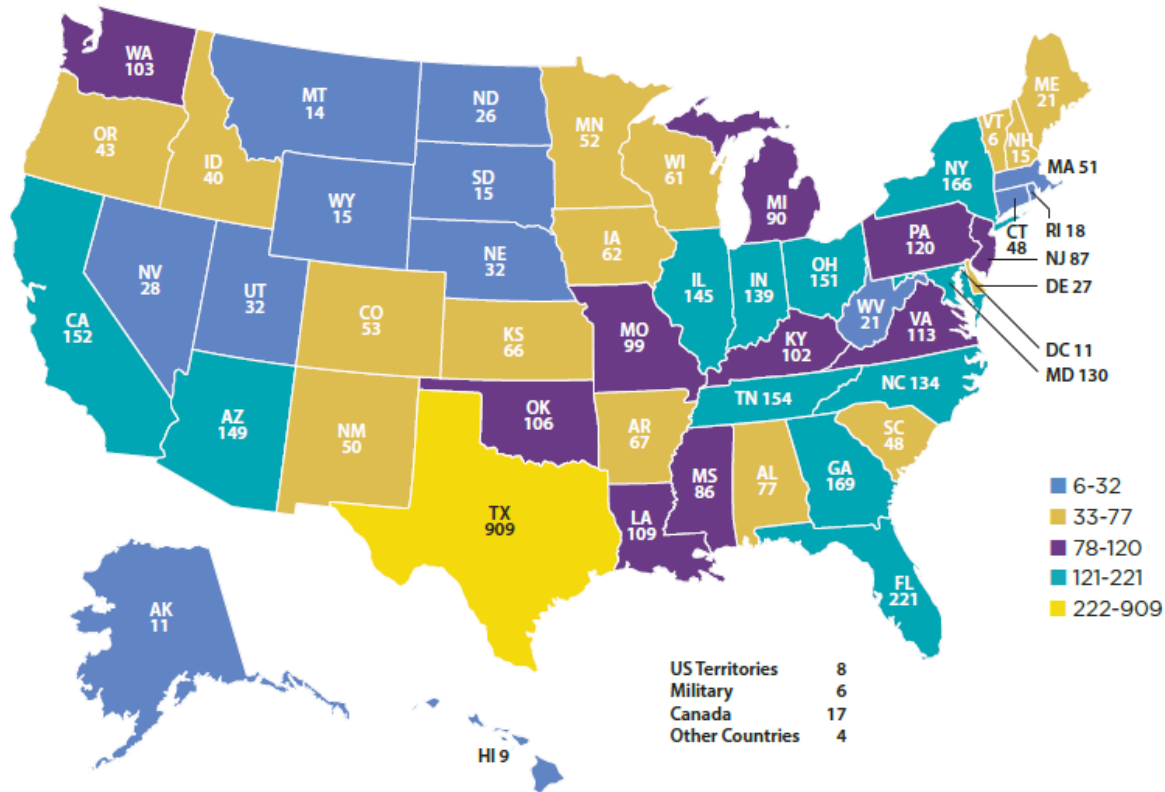
# AANP 2016 NATIONAL CONFERENCE Attendee Demographics



Top 10 Practice Settings	%
<b>Hospital-Based*</b>	
Hospital Inpatient Clinic	15.2
Hospital Outpatient Clinic	14.5
Emergency Room/Urgent Care	6.9
<b>Private Practice*</b>	
Private Physician Practice	18.0
Private NP Practice	5.4
Private Group Practice	2.8
<b>Community Health Center/Community Based Primary Care</b>	11.4
<b>Rural Health Clinic</b>	5.3
<b>Military / DoD</b>	3.5
<b>Retail Based Clinic</b>	3.0

\* Not added together since attendees could provide information on three practice locations.

## Attendees Map



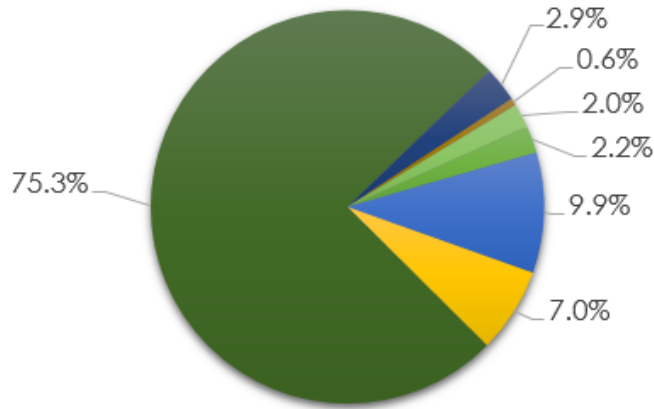


# AANP 2016 SPECIALTY & LEADERSHIP CONFERENCE

## Attendee Demographics



### REGISTERED ATTENDEE TYPES



- Associate
- NP Member
- Student Member
- Career Starter
- Post Master's Student
- Non-Member
- Retired

\*These population foci are according to the Consensus Model.  
Does not add to 100% since NPs could multi-select; 135 attendees left this field blank (24.9%).

Certification Area	%
Family*	76.0
Adult	22.3
Acute Care	15.9
Gerontology	9.8
Women's Health*	4.2
Pediatrics*	2.9
Psych / Mental Health*	2.5
Adult-Gerontology*	2.2
Neonatal*	0.7

\*These population foci are according to the Consensus Model.  
Does not add to 100% since NPs could multi-select; 135 attendees left this field blank (24.9%).

Top 10 Therapeutic Areas Among Attendees	%
Primary Care	28.0
Emergency	15.4
Pain	15.0
Endocrinology	13.4
Dermatology	11.8
Health Promotion	10.6
Respiratory	10.2
Urgent Care	9.8
Cardiology	9.4
Occupational*	9.1
Orthopedics*	9.1

\*Tied for 10th.  
Does not add to 100% since NPs could multi-select; 289 attendees left this field blank (53.2%).



# Attendee Demographics

Top 10 Practice Settings	%
<b>Hospital-Based*</b>	
Hospital Outpatient Clinic	15.1
Emergency Room/Urgent Care	11.4
Hospital Inpatient Clinic	7.4
Hospital Critical Care	1.5
<b>Private Practice*</b>	
Private Physician Practice	12.5
Private NP Practice	8.1
Private Group Practice	3.7
<b>Retail Based Clinic</b>	14.0
<b>Community Based Primary Care</b>	9.6
<b>Rural Health Clinic</b>	5.9

\*Not added together since attendees could provide information on three practice locations. Does not add to 100% since NPs work in multiple practices; 272 attendees did not report a practice (50.1%).

Electronic Health Records (EHR) System	%
Does not have EHR	7.4
Has an HER Installed and in use for some of their clinic staff and providers	3.7
Has an HER Installed and in all areas of their clinic or health system	88.8

355 attendees did not report an EHR system (65.4%)

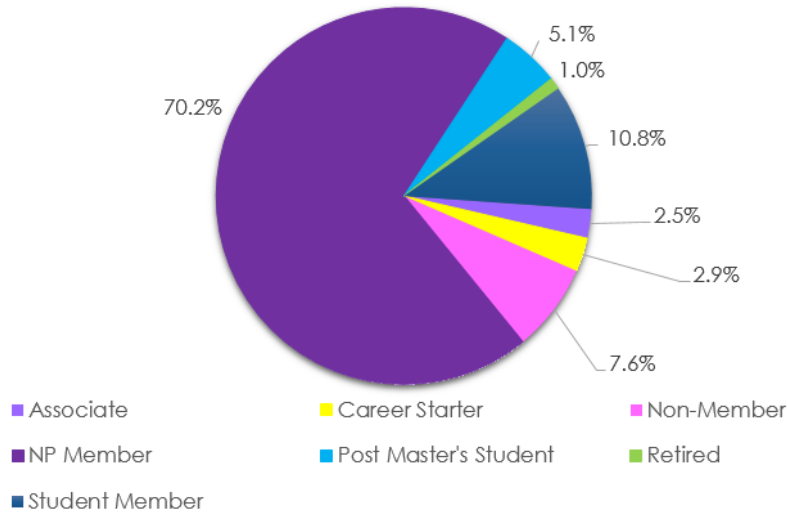
Provides Telehealth Services	%
Yes	17.9
No	79.5
Unsure	2.7



# AANP 2017 HEALTH POLICY CONFERENCE Attendee Demographics



## REGISTERED ATTENDEE TYPES



\*These population foci are according to the Consensus Model.  
Does not add to 100% since NPs could multi-select; 135 attendees left this field blank (24.9%).

Certification Area	%
Family*	65.9
Adult	20.7
Acute Care	11.2
Pediatrics*	10.8
Gerontology	10.8
Women's Health*	6.5
Adult-Gerontology*	4.7
Psych / Mental Health*	3.0
Neonatal*	0.4

\*These population foci are according to the Consensus Model. Does not add to 100% since NPs could multi-select; 135 attendees left this field blank (24.9%).

Top 10 Therapeutic Areas Among Attendees	%
Primary Care	35.4%
Health Promotion	21.7%
Respiratory	13.7%
Cardiology	15.5%
End-of-Life Care	15.5%
Emergency	12.4%
Endocrinology	11.8%
Gastroenterology	11.8%
Neurology	11.8%
Pain	11.8%

Does not add to 100% since NPs could multi-select; 154 attendees left this field blank (48.9%).



# AANP 2017 HEALTH POLICY CONFERENCE

## Attendee Demographics



Top 10 Practice Settings Among Attendees		%
Hospital Outpatient Clinic		16.0%
Hospital Inpatient		7.7%
Emergency Room / Urgent Care		6.4%
Hospital Critical Care		2.6%
<b>Private Practice*</b>		
Private Physician Practice		14.7%
Private NP Practice		7.7%
Private Group Practice		3.8%
<b>Community Based Primary Care</b>		11.5%
<b>Retail Based Clinic</b>		7.7%
<b>College Health</b>		5.1%

\*Not added together since attendees could provide information on three practice locations. Does not add to 100% since NPs work in multiple practices; 159 attendees did not report a practice (50.5%).

Electronic Health Records (EHR) System		%
Does not have EHR		4.3%
Purchased/begun installation of an EHR but are not yet using the system		0.9%
Has an EHR installed and in use for some of their clinic staff and providers		6.8%
Has an EHR installed and in all areas of their clinic or health system		88.0%

198 attendees did not report an EHR System (62.9%)

Provides Telehealth Services		%
Yes		17.9%
No		79.5%
Unsure		2.7%

203 attendees did not report on telehealth (64.4%).

We invite you to enhance the visibility of your company and products throughout the year with AANP. Take advantage of the many AANP Conference Exhibit and Sponsorship Opportunities as well as other AANP initiatives to support nurse practitioners, a growing and influential professional group of healthcare providers.



## CONTACT INFORMATION

### General Questions:

American Association of Nurse Practitioners  
PO Box 12846, Austin, TX 78711  
Ph. 512.442.4262  
Email: [admin@aanp.org](mailto:admin@aanp.org)  
Website: [AANP.org](http://AANP.org)

### Conferences:

Meeting Management Associates  
16 W State Street  
PO Box 723  
Sherburne, NY 13460

### Exhibits

Janice Bays  
Ph. 607-674-2666 ext. 207  
Fx. 607-674-6132  
Email: [Exhibits@mma-inc.com](mailto:Exhibits@mma-inc.com)

### Sponsorships

Jill St. Pierre  
Ph. 607-674-5768  
Fx. 607-674-6132  
Email: [Sponsors@aanp.org](mailto:Sponsors@aanp.org)

### Industry Sponsored Product Theaters

Jill St. Pierre  
Ph. 607-674-5768  
Fx. 607-674-6132  
Email: [Sponsors@aanp.org](mailto:Sponsors@aanp.org)

